

# E6200

## Industrial Electromagnetic Locks



**E6200 locks are fully featured**, made of an epoxy sealed satin stainless steel industrial housing and utilize the same mounting template as major competitive brands. Full monitoring is standard. Recommended for interior doors or outdoor gate applications.



**E6200**



### MODELS

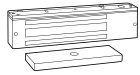
**E6200** Single Magnetic Lock, 1200lbs, Weatherized



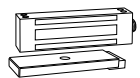
### STANDARD FEATURES

- Retrofits Securitron M62 and Locknetics 70
- Epoxy sealed electronics
- Tamper-resistant
- Stainless steel housing, machine screws and blind nuts
- Stranded conductor cable, 10 feet jacketed
- Field selectable dual voltage
- Voltage and current spike protection
- Instant release anti-residual magnetism circuitry
- Door position status (DPS)
- Bond alert status (BAS)





	1510	1570	1580	E1200	E600	E6200
<b>Maglock Type</b>	Standard	Standard	Standard	Standard	Standard	Standard
<b>Trademark</b>	EMLock®	EMLock®	EMLock®	Excel™	Excel™	-----
<b>Warranty</b>	Lifetime	Lifetime	Lifetime	5 Year	5 Year	5 Year
<b>Holding Force</b>	1,650 lbs	1,200 lbs	650 lbs	1,200 lbs	600 lbs	1,200 lbs
<b>Single</b>	1511	1571	1581	E1200	E600	E6200
<b>Double</b>	1512	1572	1582	-----	-----	-----
<b>Monitoring</b>	Optional or Field Upgrade Kits	Optional or Field Upgrade Kits	Optional	Standard	Standard	Standard
	<a href="#">CLICK TO VIEW</a>	<a href="#">CLICK TO VIEW</a>	<a href="#">CLICK TO VIEW</a>	<a href="#">CLICK TO VIEW</a>	<a href="#">CLICK TO VIEW</a>	



	350	1590	1575 / 1576	E300	EP17624
<b>Maglock Type</b>	Specialty	Specialty	Specialty	Specialty	Specialty
<b>Application</b>	Narrow	Sliding Doors	Outdoor Gates	Cabinets	Hazardous
<b>Weatherized</b>	-----	-----	Yes	-----	Explosion Proof
<b>Holding Force</b>	1,200 lbs	850 lbs	1,200 lbs	300 lbs	600 lbs
<b>Single</b>	350V	1591U	1575U, 1576U	E300	EP17624, EP17624TJ
<b>Double</b>	352V	-----	-----	-----	-----
<b>Monitoring</b>	Standard	Optional	Standard	Standard	Standard
	<a href="#">CLICK TO VIEW</a>	<a href="#">CLICK TO VIEW</a>	<a href="#">CLICK TO VIEW</a>	<a href="#">CLICK TO VIEW</a>	<a href="#">CLICK TO VIEW</a>

	E6200
<b>Housing</b>	Stainless Steel
<b>Finish</b>	630 Dull Stainless
<b>Door Type</b>	Swing, Single
<b>Holding Force</b>	1,200 lbs
<b>Dimensions</b>	8" x 27 <sup>5</sup> / <sub>8</sub> " x 1 <sup>5</sup> / <sub>16</sub> " Housing 6" x 2 <sup>3</sup> / <sub>4</sub> " x 4 <sup>1</sup> / <sub>16</sub> " Armature
<b>Weight</b>	12 lbs
<b>Input</b>	12/24 VDC ± 10% Field Selectable
<b>Current Draw</b>	125 mA @ 24 VDC 250 mA @ 12 VDC
<b>Monitoring Contacts</b>	SPDT 250 mA @ 30 VDC Resistive



## CERTIFICATIONS

UL 864 Control Units and Accessories for Fire Alarm Systems



## HOW TO ORDER

### FOLLOW STEPS FOR ORDERING

 Designates optional step

#### 1| SPECIFY MODEL

**E6200** Single Magnetic Lock, 1200lbs, Weatherized

STEP NUMBER: 1

ORDERING EXAMPLE: **E6200**



## RELATED PRODUCTS

### TOP JAMB MOUNTING KITS

Accommodate the installation of a standard magnetic lock to the pull-side of hollow metal door openings.

**TJ62** Top Jamb Kit, Single



## COMPONENT CONSIDERATIONS

### EGRESS DEVICES

[CLICK TO VIEW](#)



SDC egress devices are designed for the release of magnetic locks and the activation of delayed egress locks installed on non-latching doors. Request-to-exit push bars provide uninhibited egress through access-controlled openings equipped with magnetic locks, while eliminating the need for prior knowledge of egress operation and enabling egress with a single natural motion. Request-to-exit push bars also eliminate the need for wall mounted exit switches requiring prior knowledge to unlock the door.

### KEY SWITCHES

[CLICK TO VIEW](#)



Early forms of access control began as manual key switches. Under SDC, key switches have evolved into an electrified access control method. SDC key switch assemblies provide an economical method of providing authorized control for a variety of applications and new or retrofit construction. Compatibility with a new or existing facility mechanical key system is maintained through the use of U.S. standard, 1" and 1 3/8" mortise key cylinders and interchangeable core cylinders (not included).

### REMOTE CONTROL CONSOLES

[CLICK TO VIEW](#)



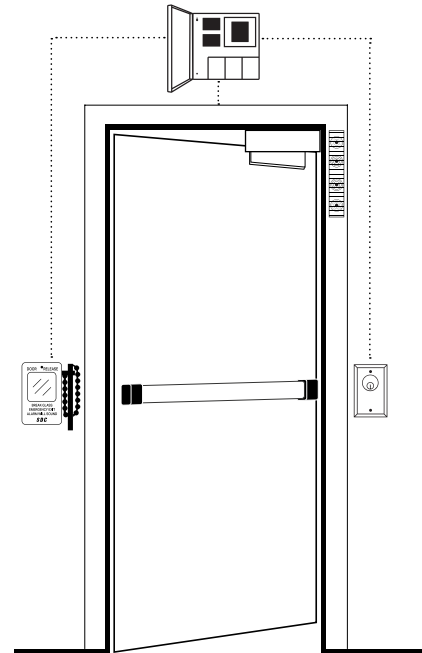
Recommended for access systems without computer management capability, SDC's remote control consoles provide a means of central supervision and control of single and multiple openings within a facility. Available in several configurations, the TCC and RCC consoles provide remote lock control, door status and lock status. The modular design permits configuration flexibility to meet the demands of different control and monitoring requirements.

### EMERGENCY DOOR RELEASES

[CLICK TO VIEW](#)



SDC's line of emergency door releases (EDR's) are designed to provide a physical method of unlocking an electronic lock in the event of an emergency and may influence the approval of an electric locking system. EDR's are usually fitted to emergency exit doorways in higher security areas. Our EDR's can initiate the release of an individual door or all doors on the same circuit and provide an auxiliary contact remote monitoring, CCTV activation or alarm activation.



### POWER CONTROLLERS

[CLICK TO VIEW](#)



SDC access control power supplies have been developed specifically to support access controls and electric locking hardware. They are UL listed and provide filtered and regulated linear DC power, with optional control logic, component interface, alarm interface and battery back-up to meet the requirements of single and multiple access-controlled openings. The circuitry design is ideal for the inductive loads generated by access control hardware for high performance and longevity.

### DOOR PROP ALARMS & ANNUNCIATORS

[CLICK TO VIEW](#)



Multi-mode annunciators, like SDC's EA series door prop alarm, EA100 and 400 series LEDs, sirens, buzzers and speakers come in a variety of door, frame, wall, ceiling or single and double gang box configurations to provide the ultimate in door status indication, access control system compatibility and control. SDC door prop alarms are compatible with all access control systems but can also function as a standalone solution.